

MARKETS SERVED

- Aquariums
- Beverage Companies
- Chemical Plants
- Electronic Manufacturers
- Equipment Shelters and Portable Buildings
- Food and Meat Processing
- Hospitals
- Locker Rooms and Swimming Pool Areas
- Marine Installations
- Military Bases
- Mining Installations
- Offshore Facilities
- Petroleum Plants
- Pharmaceutical Facilities
- Power Plants
- Pulp and Paper Plants
- Rest Rooms and Shower Facilities
- Sanitary and Clean Rooms
- Universities and Schools
- Waste and Water Treatment Plants

STANDARD FIB-R-DOR

It's easy to see why our tough, lightweight fiberglass reinforced plastic door and frame systems are preferred over metal doors where corrosive or humid conditions exist. They last longer, are easy to install, and the colors are molded in and therefore require no painting or maintenance. These and other benefits provide reliability and long term savings, a reason for Fib-R-Dor's success!


Industries such as food processing, water/waste management, pulp and paper and pharmaceutical are well aware of Fib-R-Dor's cost savings and have taken advantage of our unique construction and outstanding aesthetics. Space age technology combines mirror smooth fiberglass panels with an end-grain balsa core that forms an extremely strong, lightweight, one-piece rigid door.

Every Fib-R-Dor door system is custom manufactured to the exact specifications of each job. Fib-R-Dor systems can be ordered with or without windows, louvers, kickplates, panic devices, etc. In fact, we can build a door and frame system in just about any size, color and hardware configuration needed.

FIRE RATED FIB-R-DOR

When fire rated doors are called for, Fib-R-Dor has the answer with Fib-R-Fire-Dor. Underwriters Laboratories approved 20/30/45/60/90 minute fire rated door systems are now available from Fib-R-Dor in a wide variety of sizes, color and hardware choices. Still offering guaranteed corrosion resistance, every fire rated door shipped meets U.L.'s strict "Standard for Fire Tests of Door Assemblies, U.L. 10B", and U.L. 305 Standard For Safety "Panic Hardware"!

Just like our standard Fib-R-Dor system, Fib-R-Fire-Dor panels are carefully machined to fit perfectly in their matching frames. Moreover, panels and frames are made to SDI (Steel Door Institute) dimensions making installation of Fib-R-Dor door systems fast and easy and requiring no special tools or training. A door system that battles rust, corrosion and fire makes Fib-R-Fire-Dor an extremely valuable component in a wide range of markets and applications.

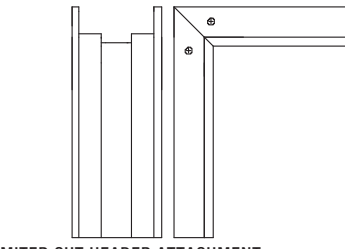
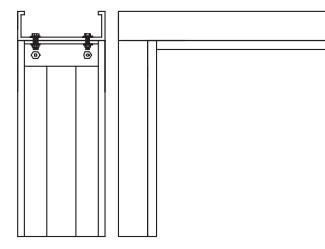
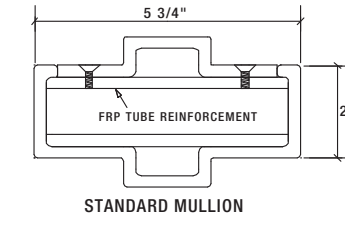
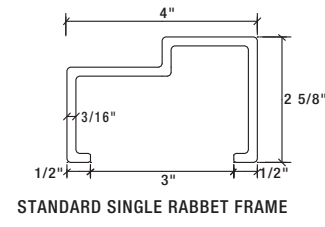
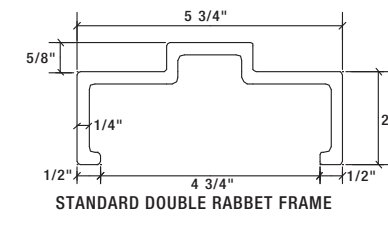
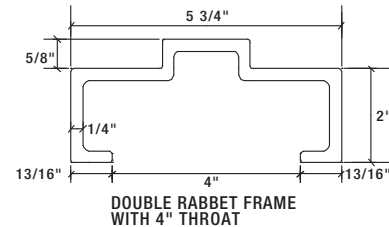
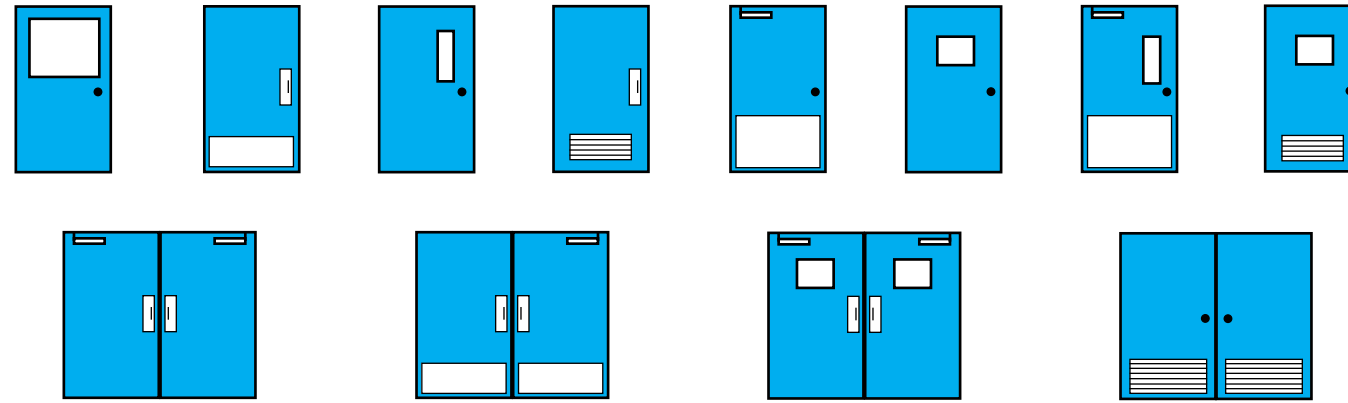
 UNDERWRITERS LABORATORIES INC. <small>CLASSIFIED</small>	MINIMUM LATCH THROW
	SWINGING TYPE FIRE DOOR NO. _____ FIRE RATING _____ HR. TEMP. RISE 30 MIN. _____ F. MAXIMUM
	_____ INCH

- Sanitary, seamless construction
- 25 year guarantee against corrosion
- USDA and FDA accepted
- Made in USA

- Molded in color- no painting necessary
- Longer life- no replacement costs
- Rust proof- no maintenance costs
- Wide choice of colors

www.fibrdor.com

DOOR STYLES



DISTRIBUTED BY

FIB-R-DOR™

A Division of Chase Doors • P.O. Box 13268, Maumelle, AR 72113 • 501-758-9494 • 800-342-7367
(fax) 501-758-9496 • www.fibrdor.com • email: fibrdor@fibrdor.com



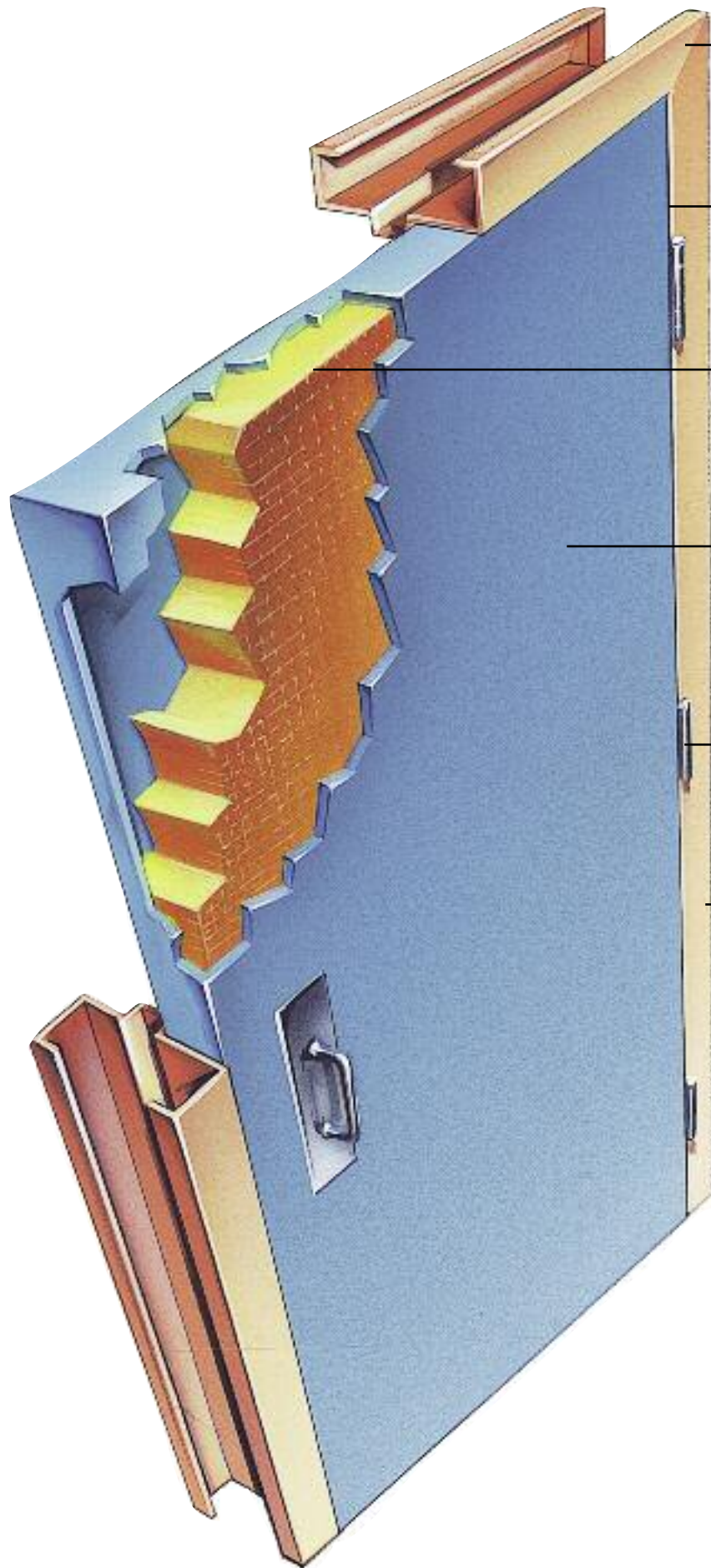
1985 - 2010
25
YEARS OF
EXCELLENCE
FIB-R-DOR

NEW DOOR
WINDOW TRIM
& NEW FRAME
FINISH

A complete
corrosion-resistant door system
that's easy to install.
FIB-R-DOR



**TOUGH LIGHTWEIGHT FIBERGLASS REINFORCED
DOOR AND FRAME SYSTEMS**



1 One-piece color pigmented FRP pultruded frame and long-lasting threshold.

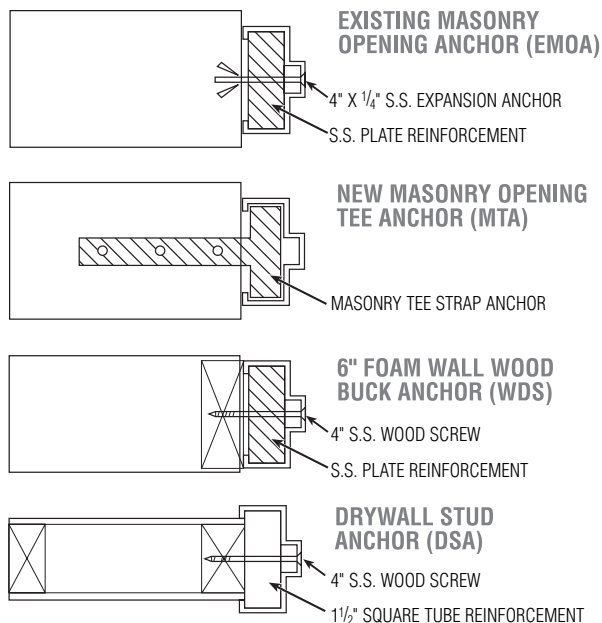
2 Door edges fully machined for accurate fit and smoothness.

3 Lightweight resin impregnated balsa core provides outstanding rigidity and strength.

4 Mirror-smooth gel-coated FRP panels made with impact resistant premium-grade isopolyester-resin.

5 Extra molded in reinforcement on hinged side of door.

6 Complete with stainless steel fasteners and anchors.



SPECIFICATIONS FOR FIB-R-DOR DOOR AND FRAME SYSTEMS

NOTE: SPECIFICATIONS AVAILABLE ON DISK, WEBSITE OR PRINTED COPY UPON REQUEST.

FIBERGLASS REINFORCED DOOR AND DOOR FRAME SYSTEMS

This section is based on fiberglass reinforced plastic doors and fiberglass door frames for corrosive environments produced by:
FIB-R-DOR Division of Chase Doors
P.O. Box 13268 • Maumelle AR 72113
Telephone 1-800-342-7367 • FAX 501-758-9496
FIB-R-DOR custom fabricates doors for each project. FIB-R-DOR is USDA accepted.

FIB-R-DOR produces both non-rated and labeled fire-rated fiberglass doors.

PART 1 GENERAL

- 1.1 SECTION INCLUDES**
- Fiberglass Reinforced Plastic (FRP) Doors.
 - Fiberglass Door Frames.
 - Fiberglass Louvers.
 - Fiberglass Reinforced Plastic (FRP) Transoms.

1.2 RELATED SECTIONS

- Section 08710 - Door Hardware.
- Section 08800 - Glazing.

1.3 REFERENCES

- ASTM D 523 - Standard Test Method for Specular Gloss.
- ASTM D 635 - Standard Test Method for Rate of Burning and/or Extent and Time of Burning of Self-Supporting Plastics in a Horizontal Position.
- ASTM E 84 - Standard Test Method for Surface Burning Characteristics of Building Materials.
- ASTM E 152 - Standard Methods of Fire Tests of Door Assemblies.
- NFPA 252 - Standard Methods of Fire Tests of Door Assemblies.
- SDI-100 - Recommended Specifications for Steel Doors and Frames.
- UL 10B - Standard for Fire Tests of Door Assemblies.
- UL 305 - Standard for Panic Hardware.

1.4 SYSTEM DESCRIPTION

- Performance Requirements:
 - Door opening assemblies:

The following two sub-paragraphs are options; delete if not applicable to the project.

- Maximum flame spread 25 in accordance with ASTM E 84, self-extinguishing in accordance with ASTM D 635. b. USDA accepted.
- Fire rated assemblies: Comply with requirements of UL10B, NFPA 252, and ASTM E 152; UL ratings indicated on drawings, with doors and frames bearing rating labels.

1.5 SUBMITTALS

- Submit under provisions of Section 01300.
- Product Data: Manufacturer's printed product data indicating characteristics of products specified in this Section.
- Shop Drawings:
 - Plans: Indicate location of each door opening assembly in project.
 - Elevations: Dimensioned elevation of each type door opening assembly in project; indicate sizes and locations of door hardware, and lites and louvers, if specified.
 - Details: Installation details of each type installation condition in project; indicate installation details of glazing, if specified.
 - Schedule: Indicate each door opening assembly in project; cross-reference to plans, elevations, and details.
- Selection Samples: Manufacturer's standard color chips.

- Verification Samples: Two (2) samples to verify color match.
- Manufacturer's Instructions: Printed installation instructions for door opening assemblies.
- Warranty Documents: Manufacturer's standard warranty documents, executed by manufacturer's representative, countersigned by Contractor.

1.6 DELIVERY, STORAGE, AND HANDLING

- Packing, Shipping, Handling and Unloading: Package door opening assemblies in manufacturer's standard containers.
- Store door assemblies in manufacturer's standard containers, on end, to prevent damage to face corners and edges.

1.7 WARRANTY

- Manufacturer's Warranty: Manufacturer's 25-year warranty against failure due to corrosion from specified environment.

PART 2 PRODUCTS

2.1 MANUFACTURERS

- Acceptable Manufacturers: FIB-R-DOR Division of Chase Doors; P.O. Box 13268, Maumelle AR 72113; Telephone 1-800-342-7367, FAX 501-758-9496
- Delete one of the two paragraphs below; coordinate with Division 01 requirements.

- Requests for substitutions will be considered in accordance with provisions of Section 01600.
- Substitutions: Not permitted.
- Manufacturer must have been in business of manufacturing FRP doors and frames for minimum of 25 years.

2.2 MATERIALS

- Fiberglass Mat: Minimum 1.5 ounces per square foot.
- Resins: Manufacturer's formulation for fabricating units to meet specified requirements.
- Anchors: Manufacturer's standard stainless steel expansion anchors for existing openings, and stainless steel masonry tee anchors for new construction.
- Fasteners: Stainless steel.
- Glazing: Type specified in Section 08800; factory installed.

2.3 MANUFACTURED UNITS

- Non-rated Fiberglass Reinforced Plastic (FRP) Doors:
 - Thickness: 1-3/4 inches.
 - Thermal Insulating Value: 'R' factor 11.
 - Construction:
 - Core: End-grain balsa wood, resin-impregnated.
 - Door Plates: Molded in one continuous piece, resin reinforced with hand-laid glass fiber mat, nominal 1/8 inch thick, minimum 15 mil gel-coated surface.
 - Door Edges: Minimum three (3) layers resin-reinforced glass fiber mat, nominal 3/8 inch thick, machine tooled.
 - Sizes: Indicated on drawings.
 - Finish: Smooth gloss surface, minimum value 88 in accordance with ASTM D 523.
 - Color: _____.

- Fire-rated Fiberglass Reinforced Plastic (FRP) Doors:
 - Thickness: 1-3/4 inches.
 - Thermal Insulating Value: 'R' factor 11.
 - Construction:
 - Core: Fire-resistant mineral core.
 - Door Plates: Molded in one continuous piece, resin reinforced with hand-laid glass fiber mat,

- Non-rated Fiberglass Frames:
 - Construction: One-piece pultruded fiberglass reinforced plastic, minimum 1/4 inch wall thickness, jamb-to-head joints reinforced with FRP clips and stainless steel fasteners, conforming to SDI requirements for performance equivalent to 16 gage steel frames.
 - Frame profile: 5-3/4 inches deep, 2 inches wide face; double rabbeted with 5/8 inch high stop.
 - Sizes: Indicated on drawings.
 - Finish: Satin finish, with true and consistent color throughout frame thickness.

nominal 1/8 inch thick, minimum 25 mil gel-coated surface.

- Door Edges: Minimum three (3) layers resin-reinforced glass fiber mat, nominal 1/4 inch thick, machine tooled.
- Sizes: Indicated on drawings.
- Finish: Smooth gloss surface, minimum value 88 in accordance with ASTM D 523.

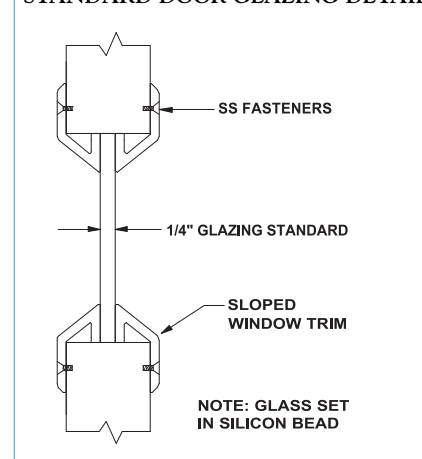
Consult manufacturer's color chart for available colors.

- Color: _____.
- Non-rated Fiberglass Frames:
 - Construction: One-piece pultruded fiberglass reinforced plastic, minimum 1/4 inch wall thickness, jamb-to-head joints reinforced with FRP clips and stainless steel fasteners, conforming to SDI requirements for performance equivalent to 16 gage steel frames.
 - Frame profile: 5-3/4 inches deep, 2 inches wide face; double rabbeted with 5/8 inch high stop.
 - Sizes: Indicated on drawings.
 - Finish: Satin finish, with true and consistent color throughout frame thickness.

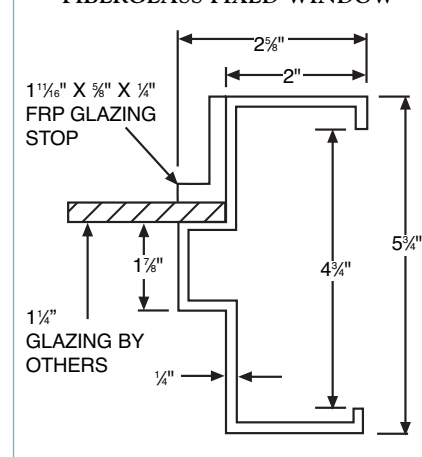
Selections below represent manufacturer's standard available colors.

- Color: White pigmented.
- Color: Gray pigmented.
- Color: Tan pigmented.
- Color: Brown pigmented.

STANDARD DOOR GLAZING DETAIL

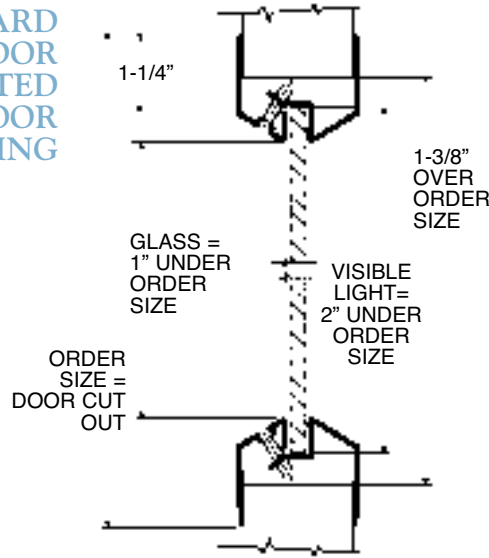


FIBERGLASS FIXED WINDOW



SPECIFICATIONS FOR FIB-R-DOR DOOR AND FRAME SYSTEMS

STANDARD FIB-R-DOR FIRE RATED DOOR GLAZING



Standard frames are available with a custom colored finish.

- Color to match: _____.
- Fire-rated Frames: UL approved, and as follows:

Select frame construction type in one of the three following paragraphs.

- Construction: Type 304 stainless steel.
- Construction: Cold-rolled steel, primer finish.
- Sizes: For door sizes and frame profiles indicated on drawings.
- Frame Anchors: Types recommended by manufacturer for project conditions.
- Louvers in Non-rated Doors:
 - Construction: Molded solid vanes; pultruded fiberglass reinforced plastic construction.
 - Sizes: Indicated on drawings.
 - Finish: Satin finish, with true and consistent color throughout frame thickness.

Selections below represent manufacturer's standard available colors.

- Color: White pigmented.
- Color: Gray pigmented.
- Color: Tan pigmented.
- Color: Brown pigmented.

Lites in Non-rated Doors:

- Stops: Pultruded fiberglass reinforced plastic construction.
- Glazing: Specified in Section 08800.
- Sizes: Indicated on drawings.
- Fasteners: Stainless steel screws.

Lites in Fire-rated Doors: UL approved, and as follows:

- Frames: Type 304 stainless steel.
- Frames: Cold-rolled steel, gray primer finish.
- Frames: Cold-rolled steel, bronze baked enamel finish.

Glazing: Specified in Section 08800.

- Sizes: Indicated on drawings.
- Fasteners: Stainless steel screws.

Fiberglass Reinforced Plastic (FRP) Transoms: Match adjacent door construction and color.

Retain one of the following two paragraphs; if specifying door hardware supplied by door manufacturer, edit second paragraph for project conditions.

K. Door Hardware: Specified Section 08710.

L. Door Hardware: Supplied by door manufacturer, UL-listed for fire-rated openings, and as follows:

- Hinges: Location and quantity indicated on approved shop drawings, and as follows:

SINGLE DOOR LABEL REQUIREMENTS

- Door panels not to exceed 4'0" x 8'0".
- Doors must have a U.L. rated latch, i.e. lock set or passage set with 1/2" throw minimum or fire exit hardware.
- Doors must have a U.L. rated closer.
- Lites must be mounted in U.L. rated metallic frames.
- Maximum rating of 90 minutes.

DOUBLE DOOR LABEL REQUIREMENTS

- Door panels not to exceed 8'0" x 8'0".
- Doors must have a U.L. rated latch, i.e. lock set or passage set with 3/4" throw minimum, active leaf or fire exit hardware.
- Doors have flush bolts or surface bolts.
- Doors available with or without astragal.
- Lites must be mounted in U.L. rated metallic frames.
- Maximum rating of 60 minutes.

- Transmit two copies of installer's report to Architect within 24 hours of receipt.
- Beginning construction activities of this section before unacceptable conditions have been corrected is prohibited.
- Beginning construction activities of this section indicates installer's acceptance of conditions.
- Verify that glazing has been factory-installed.

3.2 INSTALLATION

- Install door opening assemblies in accordance with shop drawings, SDI-100, and manufacturer's printed installation instructions, using installation methods and materials specified in installation instructions.
- Installation of door hardware is specified in Section 08710.
- Install door hardware in accordance with manufacturer's printed instructions, using through-bolts to secure surface applied hardware.
- Site Tolerances: Maintain plumb and level tolerances specified in manufacturer's printed installation instructions.

3.3 ADJUSTING

- Adjust doors in accordance with door manufacturer's maintenance instructions to swing open and shut without binding, and to remain in place at any angle without being moved by gravitational influence.
- Adjust door hardware to operate correctly in accordance with hardware manufacturer's maintenance instructions.

3.4 CLEANING

- Clean surfaces of door opening assemblies and sight-exposed door hardware in accordance with manufacturer's maintenance instructions.

3.5 PROTECTION OF INSTALLED PRODUCTS

- Protect door opening assemblies and door hardware from damage by subsequent construction activities until final inspection.

- Type: Full-mortise, ball-bearing stainless steel butts, 4-1/2 inches by 4-1/2 inches template; stainless steel fasteners.
- Acceptable product: Fib-R-Dor BB51.

Select closer required in one of the following three paragraphs.

- Closers:
 - Type: Standard service.
 - Acceptable product: HAGER 5100 ALM X TBMS.

- Closers:
 - Type: Severe service.
 - Acceptable product: LCN 404EDA SRI-ALXTB.

- Closers:
 - Type: Stainless steel arms.
 - Acceptable product: DORMA STA 7436.

- Kick Plates: 18 gage stainless steel, with beveled edges and brushed finish; stainless steel fasteners.

- Locksets and Latchsets: Ball knob, exposed surfaces of stainless steel, Grade 1.
- Push/Pulls: Stainless steel, with beveled edges and brushed finish, size 3-1/2 inches by 15 inches; stainless steel fasteners.

- Exit Devices:
 - Type: Conforming to UL 305.
 - Acceptable product: RIM 19-R Series.

2.4 FABRICATION

- Fiberglass Reinforced Plastic (FRP) Doors:
 - Minimum glass fiber to resin ratio: 30 percent.
 - Mortise for lockset, and recess for strike plate in lock stile.
 - Embed steel reinforcement for hinges in fiberglass matrix; provide for hinge leaf recesses in hinge stile.

- Fiberglass Frames:
 - Mortise for lock strike, and recess for strike plate in lock jamb.
 - Reinforce for hinges and other indicated hardware.

PART 3 EXECUTION

3.1 EXAMINATION

- Verification of Conditions:
 - Openings are correctly prepared to receive doors and frames.
 - Openings are correct size and depth in accordance with shop drawings.

B. Installer's Examination:

- Have installer examine conditions under which construction activities of this section are to be performed and submit written report if conditions are